

General Data

Model:	GT 50/2/152 C.170
Code:	2000058
Series:	G2
Weight [Kg]	66.00
Submersible eletropumps for sewage with an inbuilt macerator in the inlet	

Hydraulic

Impeller Type:	Grinder
Delivery DN [mm]:	G 2" DN50 PN10
Input DN [mm]:	-
Free Passage [mm]:	-
Impeller Ø [mm]:	180
Max Pump Efficiency [%]:	37.30
Global Efficiency [%]:	25.2
Head [m]:	26.62
Flow [m³/h]:	17.00

Tolerance according to ISO 9906:2012 3B2



Attention: pictures for illustrative purposes

Features

Upper Meccanical seal:	CA/CE/Viton
Lower Meccanical Seal:	SIC/SIC/Viton
Upper Bearing:	Single raw ball bearing
Lower Bearing:	Double raw ball bearing
IP Protection:	IP68
Motor protection:	present
Humidity sensor:	present
ATEX:	not present
Applied Paint:	Two component water-based paint
Cable Length [m]:	10
Lubricating Oil:	Q8 WF15
Oil Quantity [Kg]:	0.80

Materials

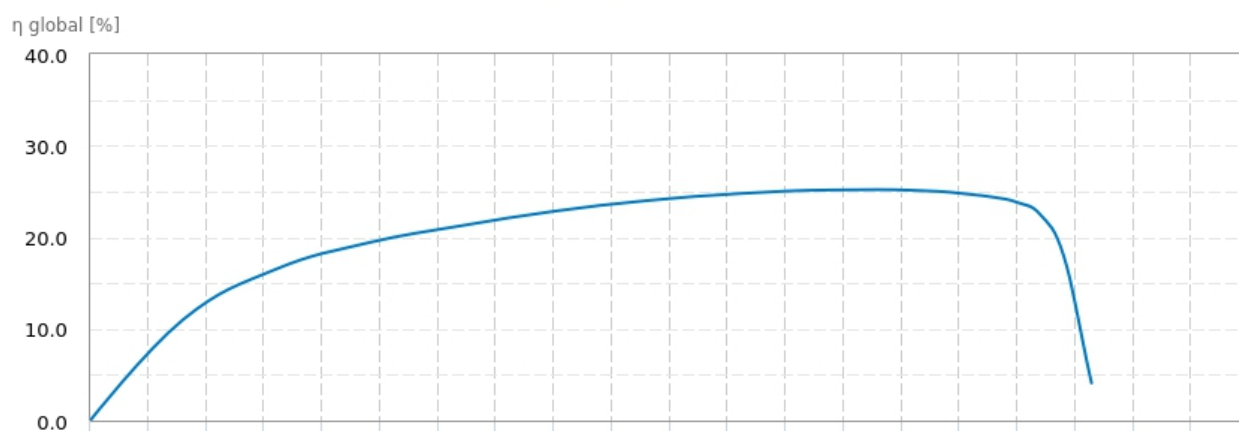
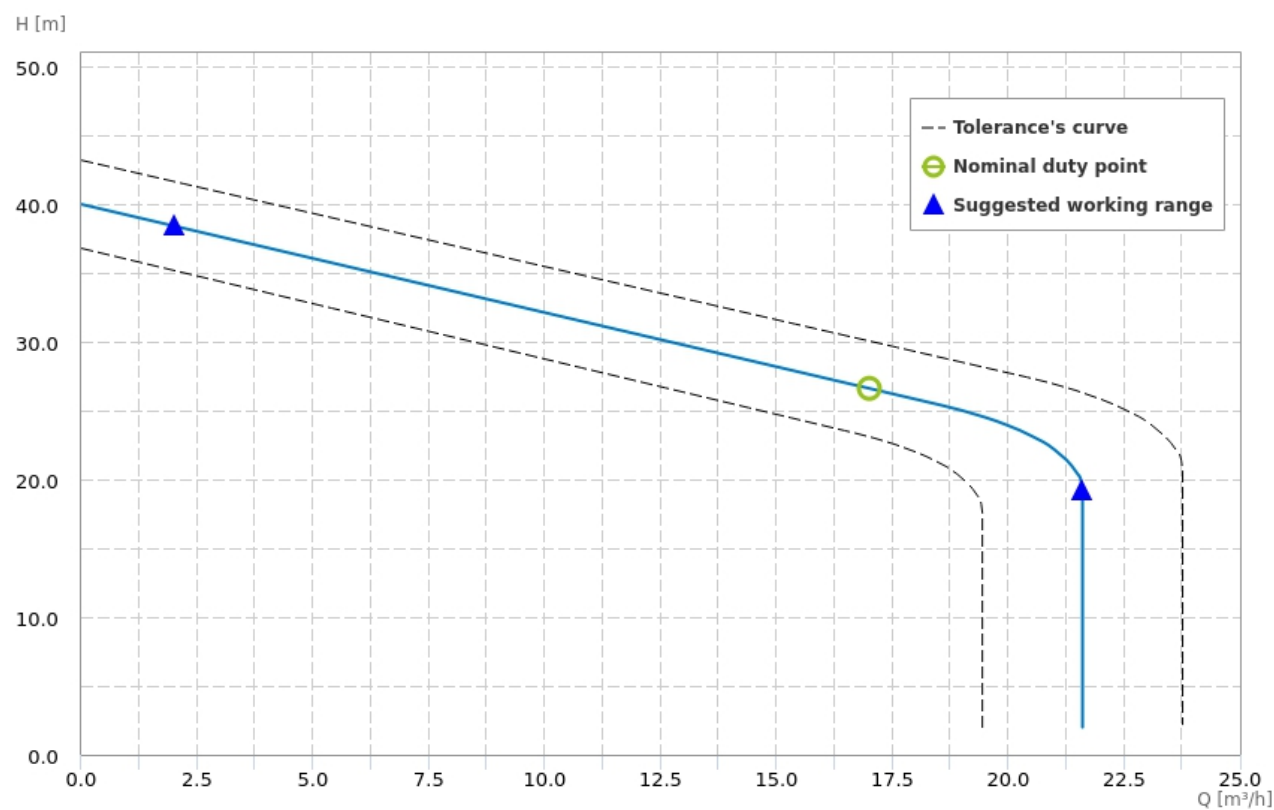
Pump:	Cast Iron EN 1561 EN-GJL-250
Impeller:	Cast iron EN 1561 EN-GJL-250
Motor shaft:	Stainless steel AISI 420
Cooling Jacket:	Not available
Screw:	Stainless steel A2-70
Cable:	H07RN8F

Pumped Liquid

Pumped Liquid:	Light and lightly sewage
Density [Kg/dm³]:	1.1
pH:	6-10
Temperature Range:	0-40°C

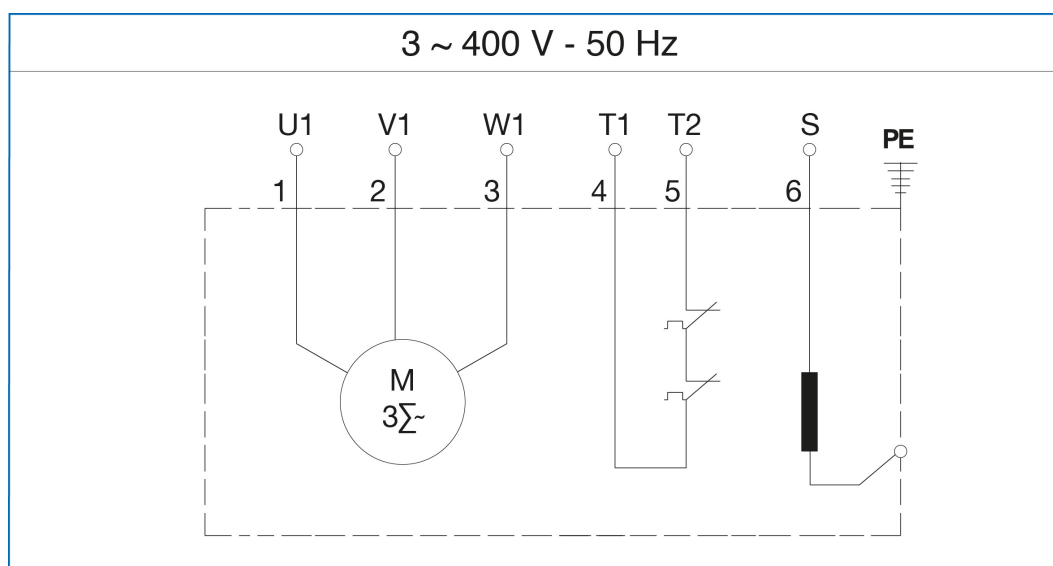
Installation

Maximum depth of immersion [m]:	20
Cooling Type:	The cooling of the motor is ensured by the surrounding liquid
Installation:	Vertical
Floating on board machine:	not present



Motor code:	3520620220
Power P1 [kW]:	5.20
Power P2 [kW]:	4.20
Phases:	3
Frequency [Hz]:	50
Tension [V]:	400
Nominal current [A]:	8.9
Starting current [%]:	544.0
Power Factor:	0.87
R.P.M.:	2850
Starting:	D.O.L
Capacitor [μF]:	-
Insulation Class:	F 155°C
Service type:	S2
Max Efficiency [%]:	79.00
Max Efficiency at full load [%]:	79.0
Efficiency at ¾ load [%]:	78.8
Efficiency at ½ load [%]:	78.8
Efficiency class:	IE2

Wiring diagrams



Dimensions drawing

