

## General Data

Model:	GT 50/2/152 C.165
Code:	2000056
Series:	G2
Weight [Kg]	63.00
Submersible eletropumps for sewage with an inbuilt macerator in the inlet	

## Hydraulic

Impeller Type:	Grinder
Delivery DN [mm]:	G 2" DN50 PN10
Input DN [mm]:	-
Free Passage [mm]:	-
Impeller Ø [mm]:	170
Max Pump Efficiency [%]:	29.90
Global Efficiency [%]:	23.7
Head [m]:	22.13
Flow [m³/h]:	16.00

*Tolerance according to ISO 9906:2012 3B2*



Attention: pictures for illustrative purposes

## Features

Upper Meccanical seal:	CA/CE/Viton
Lower Meccanical Seal:	SIC/SIC/Viton
Upper Bearing:	Single raw ball bearing
Lower Bearing:	Double raw ball bearing
IP Protection:	IP68
Motor protection:	present
Humidity sensor:	present
ATEX:	not present
Applied Paint:	Two component water-based paint
Cable Length [m]:	10
Lubricating Oil:	Q8 WF15
Oil Quantity [Kg]:	0.80

## Materials

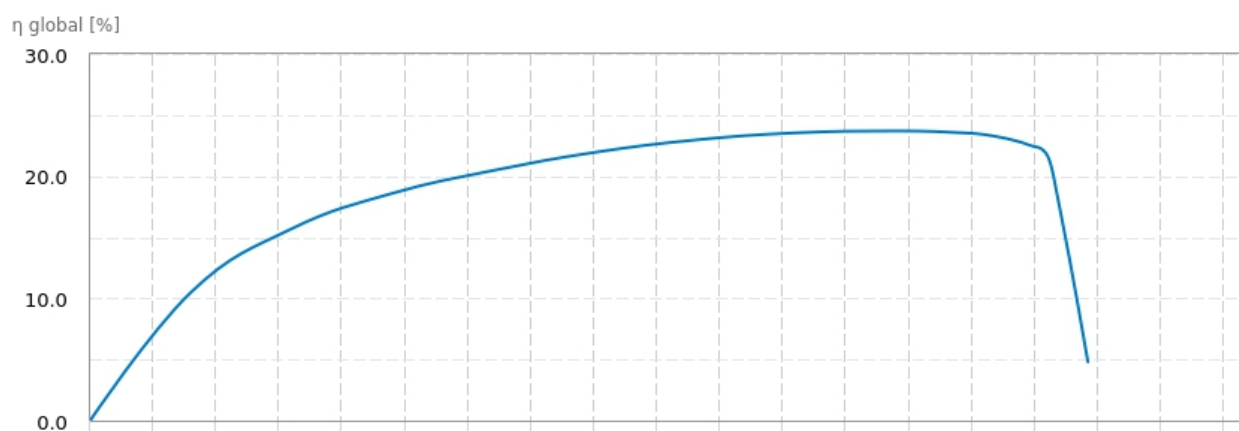
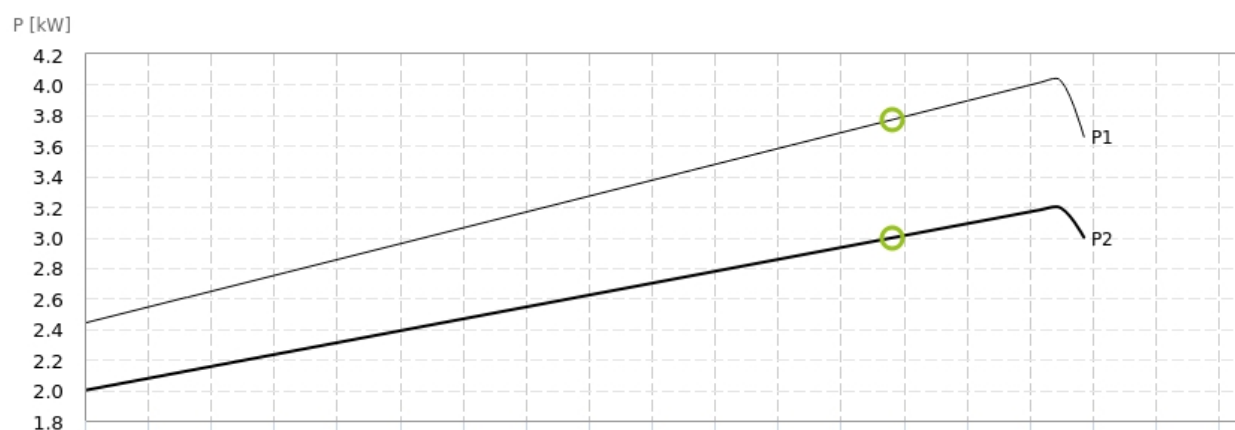
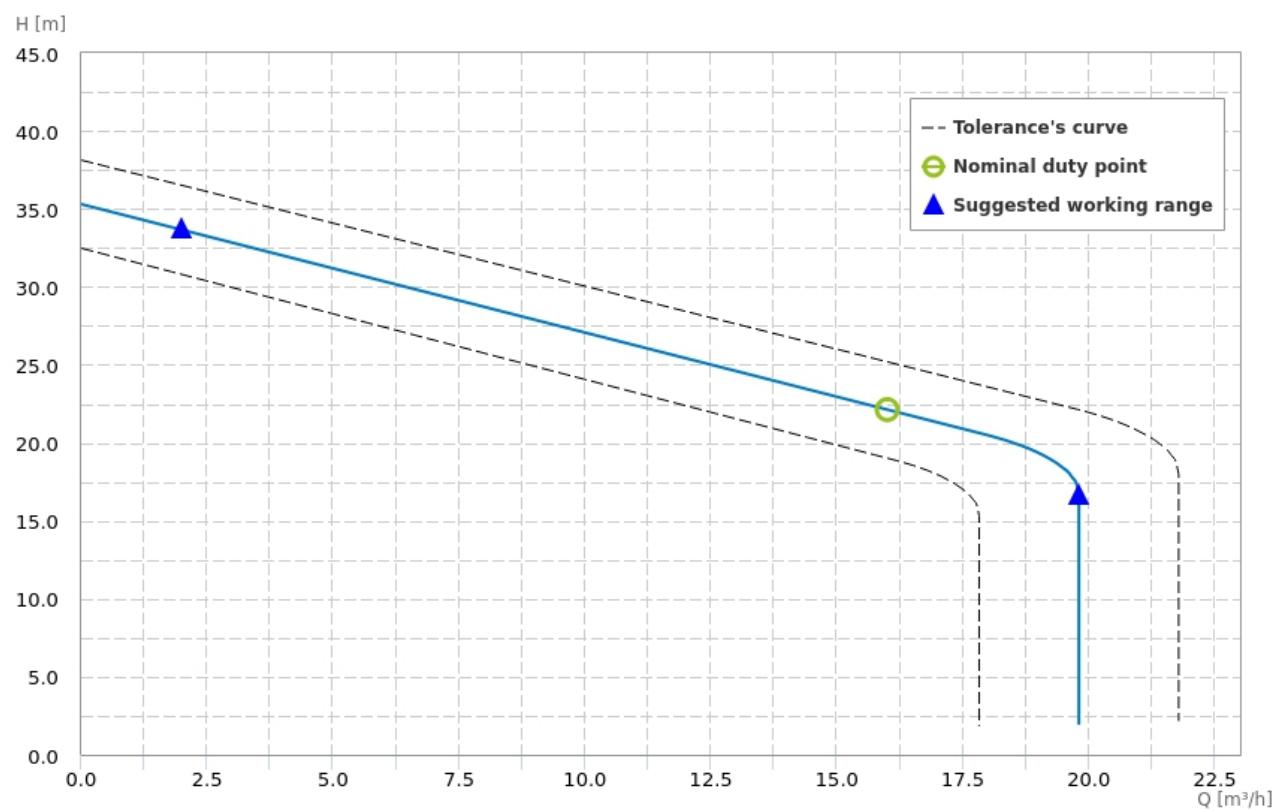
Pump:	Cast Iron EN 1561 EN-GJL-250
Impeller:	Cast iron EN 1561 EN-GJL-250
Motor shaft:	Stainless steel AISI 420
Cooling Jacket:	Not available
Screw:	Stainless steel A2-70
Cable:	H07RN8F

## Pumped Liquid

Pumped Liquid:	Light and lightly sewage
Density [Kg/dm³]:	1.1
pH:	6-10
Temperature Range:	0-40°C

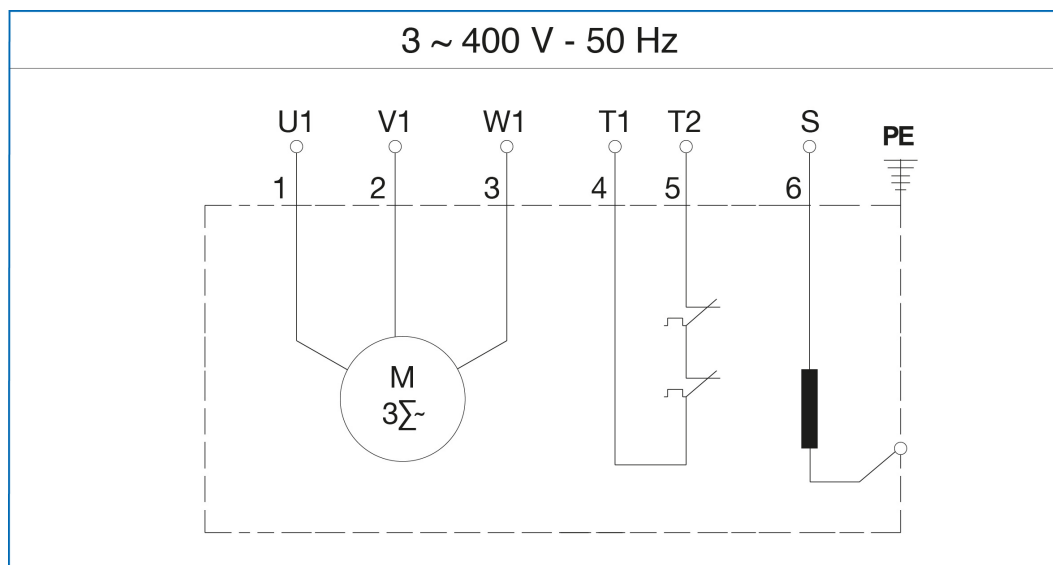
## Installation

Maximum depth of immersion [m]:	20
Cooling Type:	The cooling of the motor is ensured by the surrounding liquid
Installation:	Vertical
Floating on board machine:	not present



**Motor**

Motor code:	3520600210
Power P1 [kW]:	4.00
Power P2 [kW]:	3.20
Phases:	3
Frequency [Hz]:	50
Tension [V]:	400
Nominal current [A]:	6.9
Starting current [%]:	579.0
Power Factor:	0.85
R.P.M.:	2850
Starting:	D.O.L
Capacitor [μF]:	-
Insulation Class:	F 155°C
Service type:	S2
Max Efficiency [%]:	84.00
Max Efficiency at full load [%]:	83.1
Efficiency at ¾ load [%]:	83.4
Efficiency at ½ load [%]:	83.8
Efficiency class:	IE2

**Wiring diagrams**

## Dimensions drawing

