

General Data

Model:	GRIX 32-2/140 M/G
Code:	2001598
Series:	GRIX
Weight [Kg]	27.50

Submersible eletropumps for sewage with an inbuilt macerator in the inlet

Hydraulic

Impeller Type:	Grinder
Delivery DN [mm]:	G 1"1/4 DN32 PN6
Input DN [mm]:	-
Free Passage [mm]:	-
Impeller Ø [mm]:	150
Max Pump Efficiency [%]:	28.90
Global Efficiency [%]:	21.26
Head [m]:	18.00
Flow [m ³ /h]:	7.20

Tolerance according to ISO 9906:2012 3B2



Attention: pictures for illustrative purposes

Features

Upper Meccanical seal:	Lips seal
Lower Meccanical Seal:	Silicon carbide/Ceramic/Viton
Upper Bearing:	Single raw ball bearing
Lower Bearing:	Single raw ball bearing
IP Protection:	IP68
Motor protection:	present
Humidity sensor:	not present
ATEX:	not present
Applied Paint:	Two component water-based paint
Cable Length [m]:	10
Lubricating Oil:	Q8 WF15
Oil Quantity [Kg]:	0.45

Materials

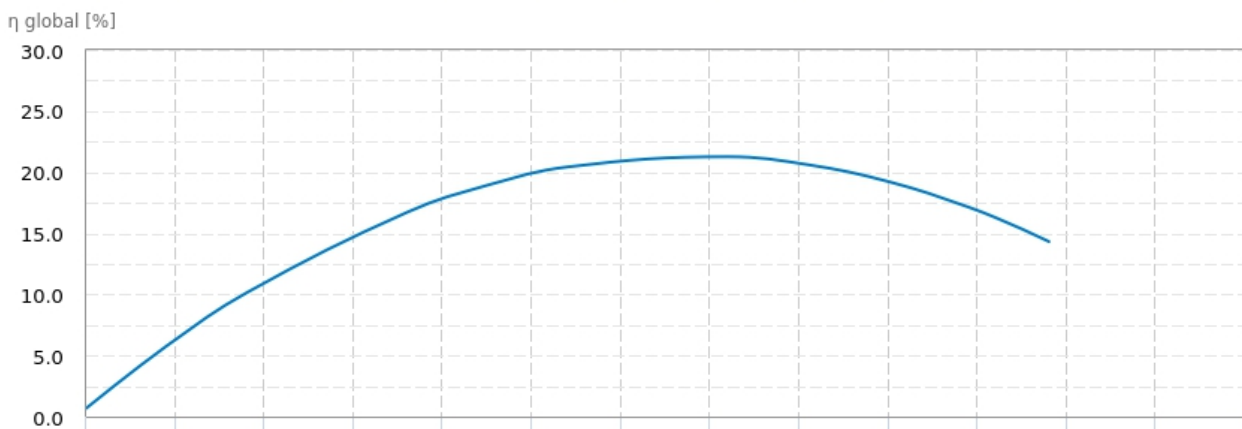
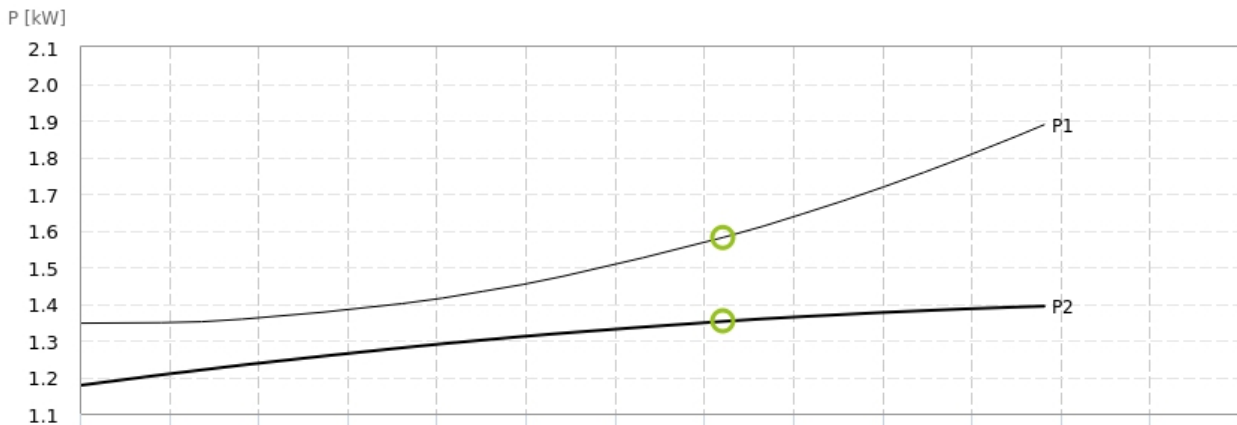
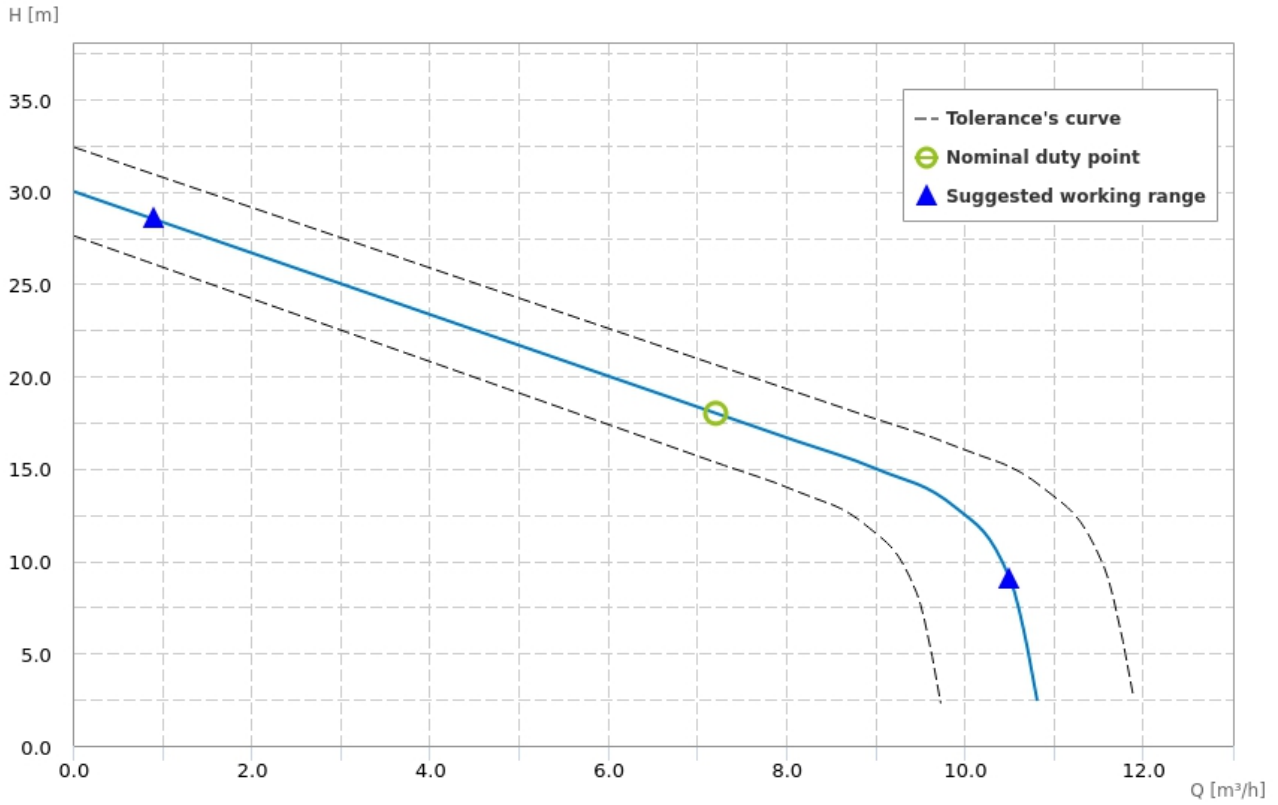
Pump:	Cast Iron EN 1561 EN-GJL-200
Impeller:	Cast iron EN 1561 EN-GJL-200
Motor shaft:	Stainless steel AISI 420
Cooling Jacket:	Not available
Screw:	Stainless steel A2-70
Cable:	H07RN8F

Pumped Liquid

Pumped Liquid:	Light and lightly sewage
Density [Kg/dm ³]:	1.1
pH:	6-10
Temperature Range:	0-40°C

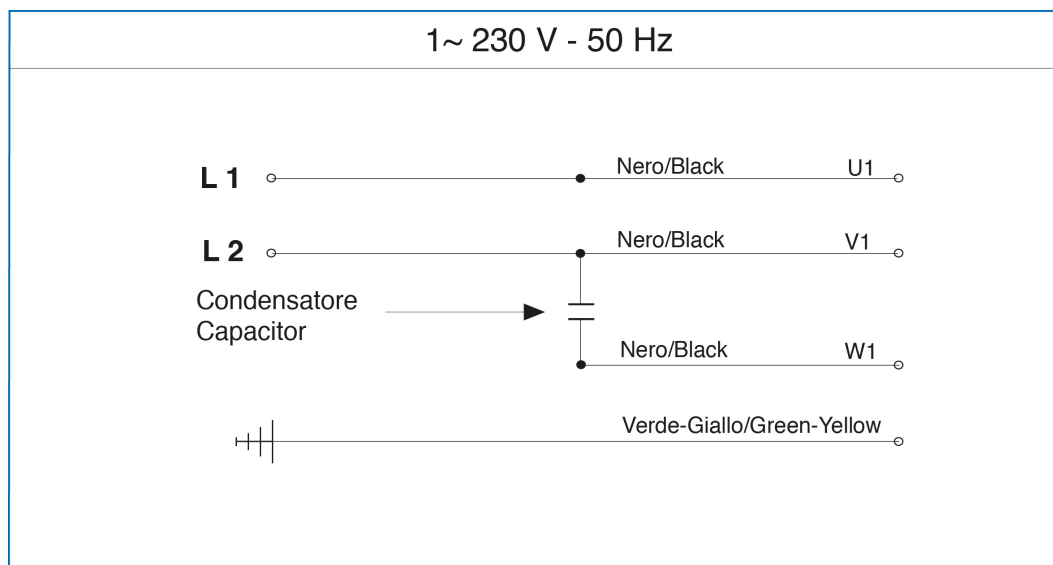
Installation

Maximum depth of immersion [m]:	20
Cooling Type:	The cooling of the motor is ensured by the surrounding liquid
Installation:	Vertical
Floating on board machine:	present



Motor

Motor code:	3520180220
Power P1 [kW]:	1.90
Power P2 [kW]:	1.40
Phases:	1
Frequency [Hz]:	50
Tension [V]:	230
Nominal current [A]:	9.0
Starting current [%]:	232.0
Power Factor:	0.82
R.P.M.:	2850
Starting:	D.O.L
Capacitor [μ F]:	35.0
Insulation Class:	F 155°C
Service type:	S2
Max Efficiency [%]:	77.20
Max Efficiency at full load [%]:	64.9
Efficiency at $\frac{3}{4}$ load [%]:	64.9
Efficiency at $\frac{1}{2}$ load [%]:	64.9
Efficiency class:	-

Wiring diagrams

Dimensions drawing

