

**General Data**

Model:	BIC 32-2/037 M/G
Code:	2000338
Series:	BIC
Weight [Kg]	11.50
Submersible eletropumps for wastewater including sewage	

**Hydraulic**

Impeller Type:	Twin channel impeller
Delivery DN [mm]:	G 1"1/4
Input DN [mm]:	-
Free Passage [mm]:	8
Impeller Ø [mm]:	100
Max Pump Efficiency [%]:	50.70
Global Efficiency [%]:	23.46
Head [m]:	6.78
Flow [m <sup>3</sup> /h]:	7.20

*Tolerance according to ISO 9906:2012 3B2*

**Features**

Upper Meccanical seal:	Lips seal
Lower Meccanical Seal:	Silicon Carbide/Ceramic/Viton
Upper Bearing:	Single raw ball bearing
Lower Bearing:	Single raw ball bearing
IP Protection:	IP68
Motor protection:	present
Humidity sensor:	not present
ATEX:	not present
Applied Paint:	Two component water-based paint
Cable Length [m]:	10
Lubricating Oil:	
Oil Quantity [Kg]:	

**Materials**

Pump:	Cast Iron EN 1561 EN-GJL-200
Impeller:	Cast iron EN 1561 EN-GJL-200
Motor shaft:	Stainless steel AISI 420
Cooling Jacket:	Not available
Screw:	Stainless steel A2-70
Cable:	H07RN8F

**Pumped Liquid**

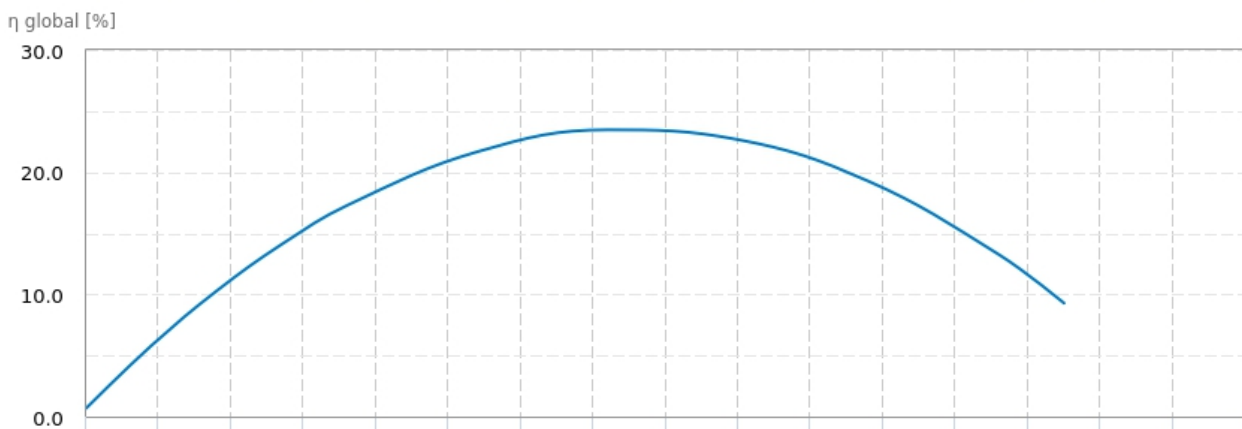
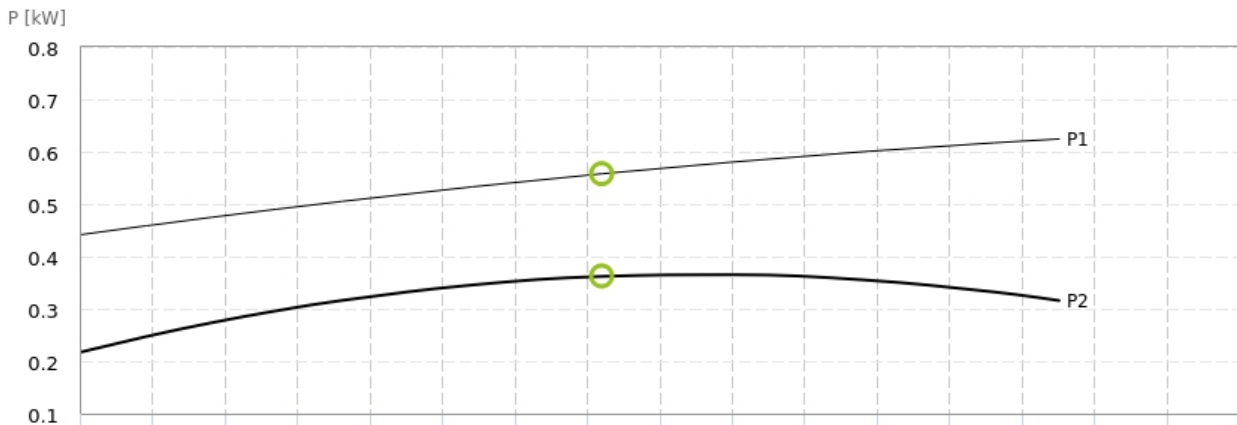
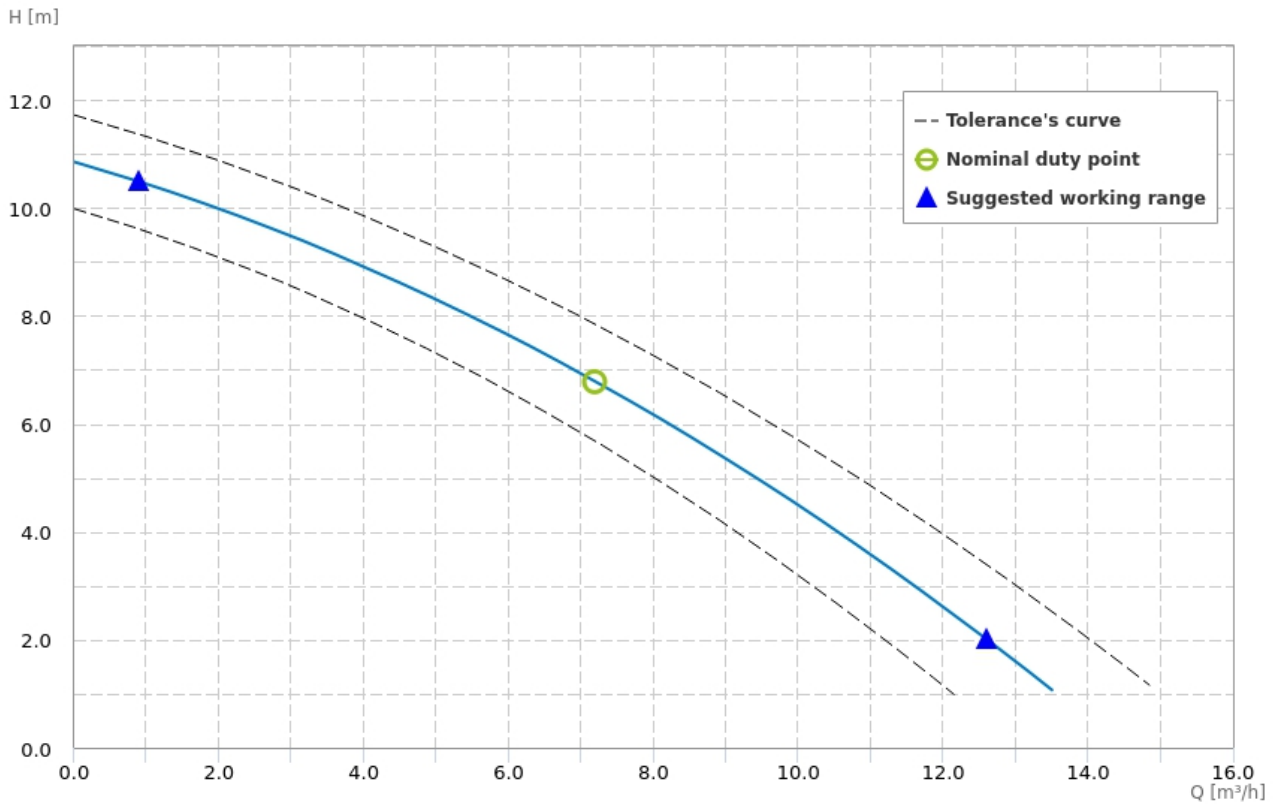
Pumped Liquid:	Light and lightly sewage
Density [Kg/dm <sup>3</sup> ]:	1.1
pH:	6-10
Temperature Range:	0-40°C

**Installation**

Maximum depth of immersion [m]:	20
Cooling Type:	The cooling of the motor is ensured by the surrounding liquid
Installation:	Vertical
Floating on board machine:	present

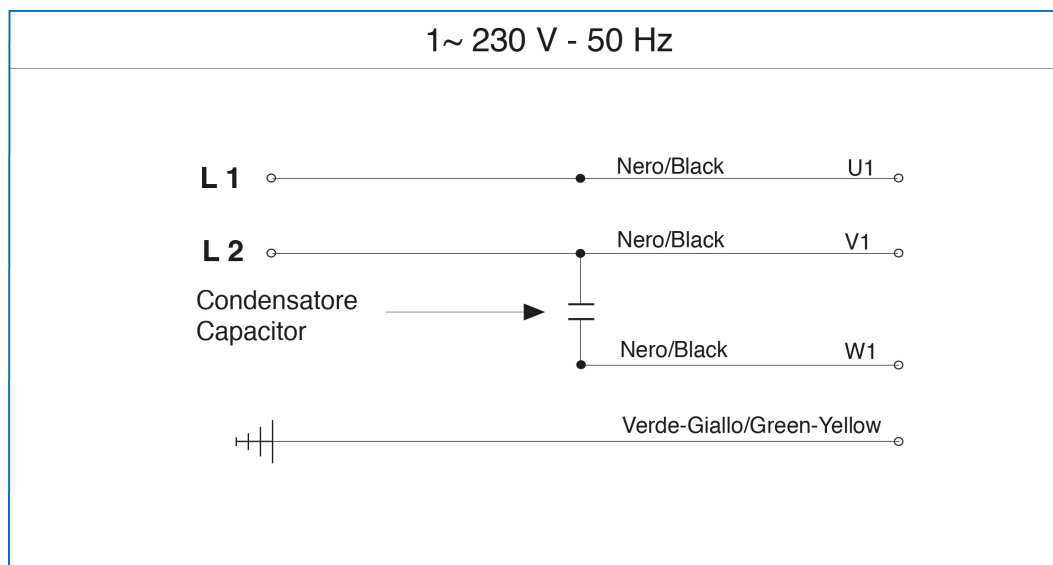


Attention: pictures for illustrative purposes



**Motor**

Motor code:	3520080210
Power P1 [kW]:	0.63
Power P2 [kW]:	0.37
Phases:	1
Frequency [Hz]:	50
Tension [V]:	230
Nominal current [A]:	3.5
Starting current [%]:	278.0
Power Factor:	0.81
R.P.M.:	2850
Starting:	D.O.L
Capacitor [ $\mu$ F]:	10.0
Insulation Class:	F 155°C
Service type:	S2
Max Efficiency [%]:	67.50
Max Efficiency at full load [%]:	42.0
Efficiency at $\frac{3}{4}$ load [%]:	42.0
Efficiency at $\frac{1}{2}$ load [%]:	67.4
Efficiency class:	-

**Wiring diagrams**

Dimensions drawing

